



Social Monitoring and Reporting in Europe
Villa Vigoni, 23-25 June 2014


Measuring Quality of life
in the European Union

Georgiana Ivan
Eurostat, European Commission



European context of measuring Quality of Life Indicators

Consistency with theory





Report by the Commission on the Measurement of Economic Performance and Social Progress (2009)

- Coordinated by J. Stiglitz, A. Sen and J.P. Fitoussi
- Stressing the need of using other measures to complement GDP when measuring the progress of societies
- Grouped into three areas: emphasizing the (1) household perspective, (2) environmental and (3) quality of life indicators
- Better distributional measures for complementing central tendencies



GDP and beyond: additional actions and indicators

Commission roadmap for actions in the
short/medium term

=

GDP and beyond
EC Communication

Aug 2009

Measuring Quality of life in
the European Union

Eurostat

Social Monitoring and Reporting in Europe
Villa Vigoni, 23-25 June 2014



Priorities set out in the European Roadmap 2009

1. Complementing GDP with environmental and social indicators:
 - A comprehensive environmental index;
 - **Quality of life and well-being.**
2. **Near real time** information for decision-making:
 - More timely environmental indicators;
 - More timely social indicators. (precise actions for EU-SILC)



The ESS response



- Sponsorship Group (SpG) launched by the European Statistical System (ESS) - **February 2010**



- SpG report adopted by ESS - **November 2011**



- Expert Group on Quality of life indicators- first meeting **June 2012**



Expert Group on Quality of life indicators

Participants: 10 MS, OECD, Eurofound, scientific experts

5 meetings so far

Made proposals for

- dimensions, topics, indicators, variables
- data sources to be used, ways of dissemination

Directors social statistics agreed in **first half of 2013** on
a first set of QoL indicators on Eurostat's website

http://epp.eurostat.ec.europa.eu/portal/page/portal/gdp_and_beyond/quality_of_life/context



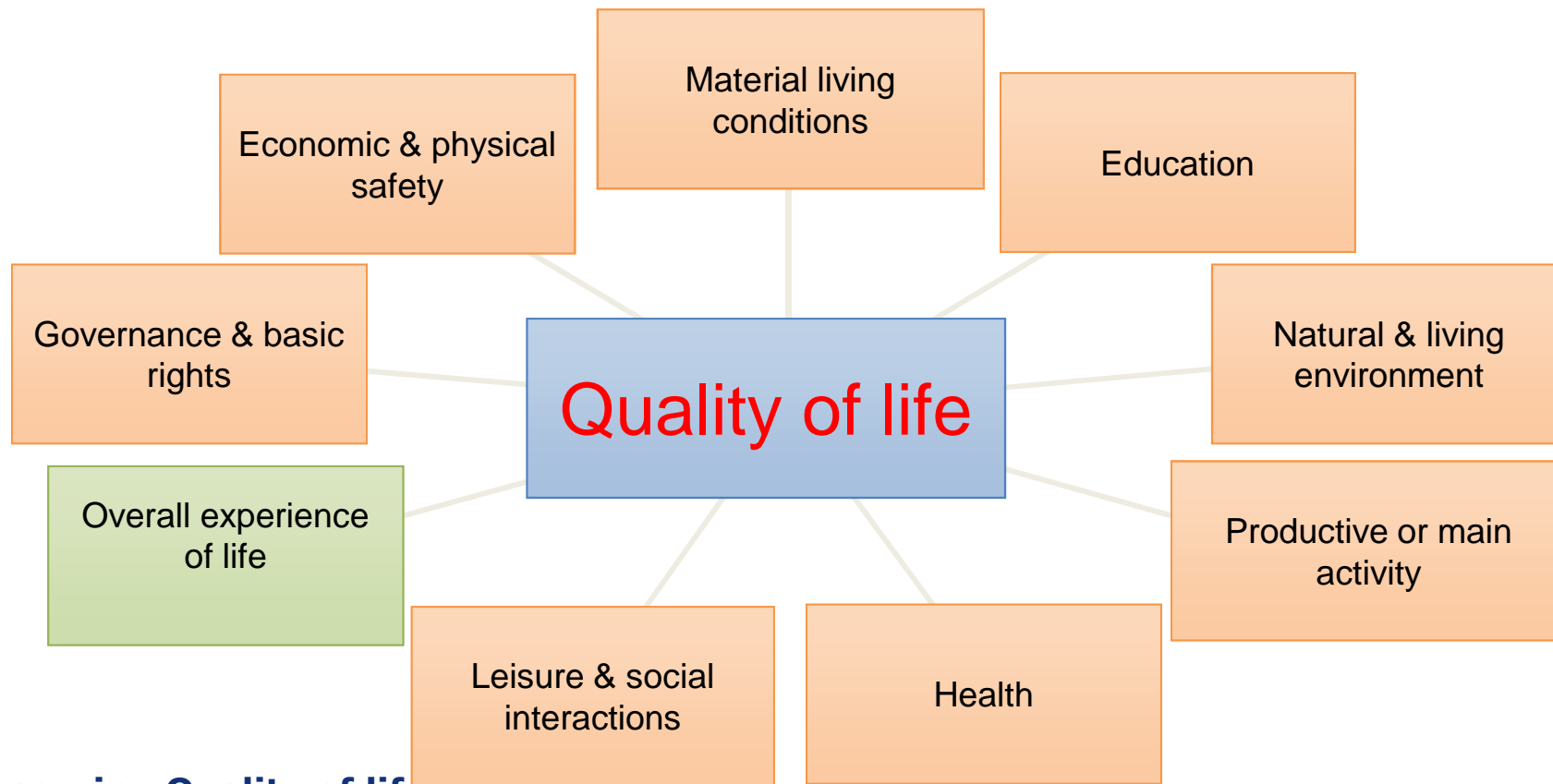
Expert Group on Quality of life indicators

Guiding principles

- Data availability (especially at a non-aggregated level)
- Possibility of showing information on the whole distribution
- Data coverage
- Relevance of the indicator in relation to quality of life
- Reducing the complexity (by building synthetic indicators)
- Overall consistency of the set



European Quality of Life framework



**Measuring Quality of life
in the European Union**

Eurostat

Social Monitoring and Reporting in Europe
Villa Vigoni, 23-25 June 2014



Example

Dimension *'Leisure and social interactions'*

Sub-dimension : *'Social interactions'*

Variable/indicator

'frequency of getting together with friends or relatives'
(synthetic)

'satisfaction with social life'

Sub-dimension : *'Leisure'*

Variable/indicator

'frequency of going to the cinema, live performances, live sport events or cultural sites' *(synthetic)*



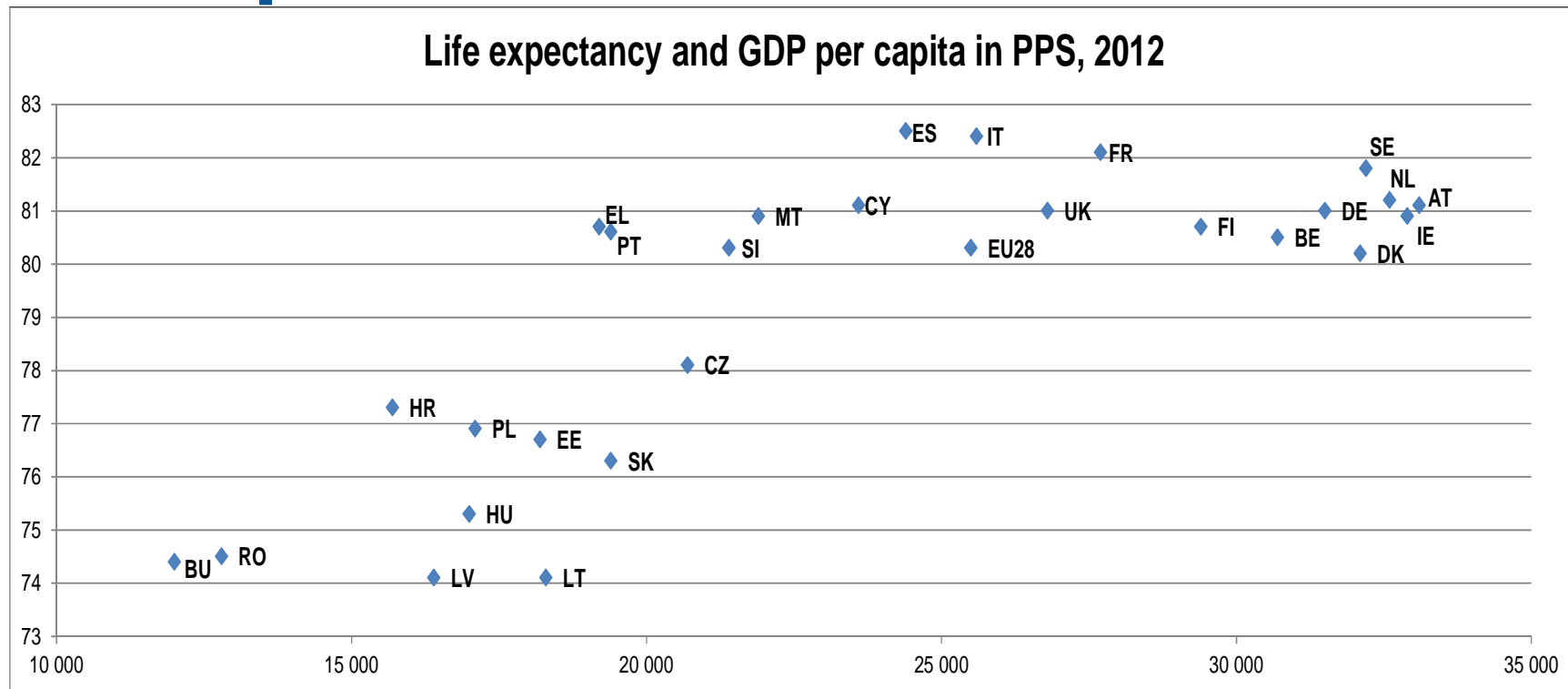
Analysing the indicators

On-line publication (Statistics explained pages)

One page per dimension+ one introductory page

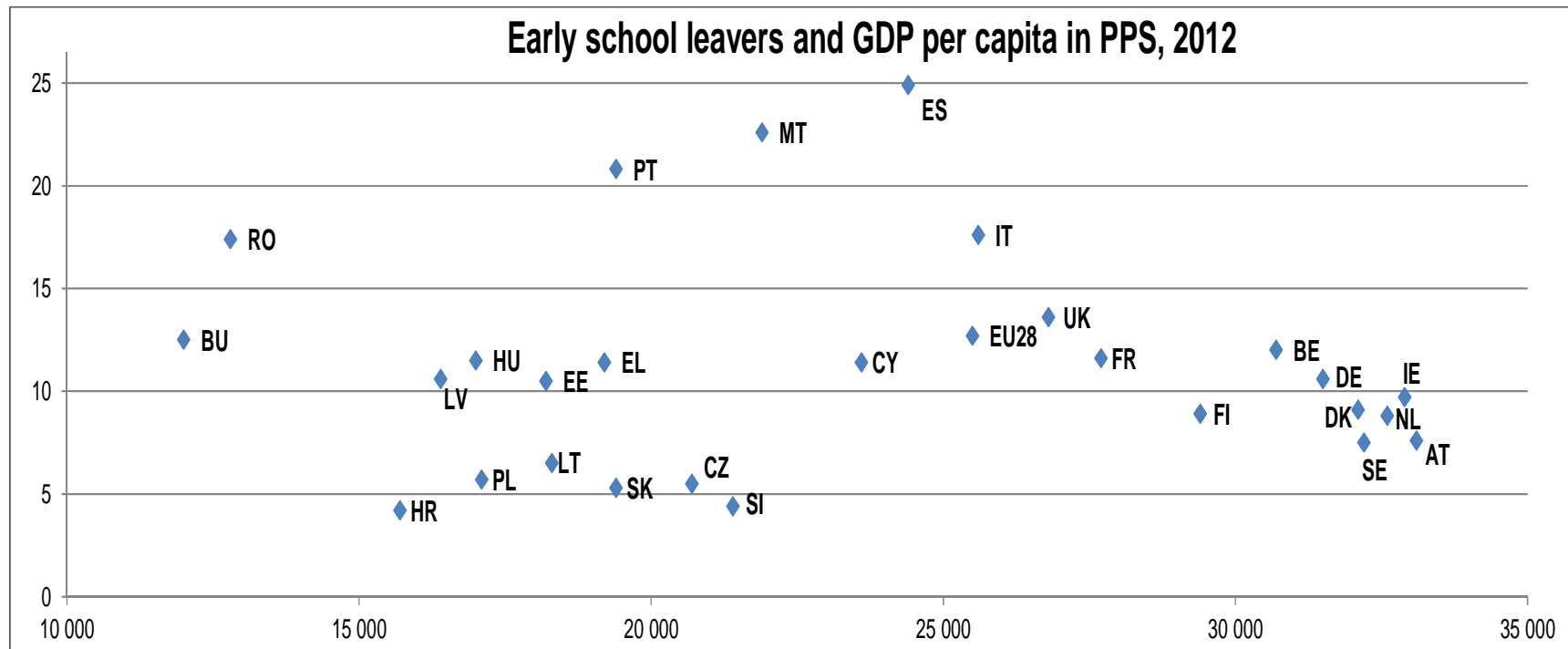
Press release **20 March 2014** (World Happiness Day)

Example





Example



Measuring Quality of life in the European Union

Social Monitoring and Reporting in Europe
Villa Vigoni, 23-25 June 2014



2013 SILC Ad-Hoc Module on Subjective well-being

- Main components: cognitive, affect, eudaimonics (OECD guidelines)
- **Overall life satisfaction question (cognitive)**, proposed to be collected yearly in the core EU-SILC
- 22 other variables, complementing objective data for most QoL dimensions
- Easy to test the impact of different determinants on life satisfaction, in a long term perspective (rotational panel dimension)



2013 SILC Ad-Hoc Module on Subjective well-being

“People’s experiences of their lives”

- Planned to be disseminated in the **1st quarter of 2015**, as a **flagship publication**

- **First analysis** to be carried out **during the summer**, on data from **20 countries**, together with a contractor



Subjective Well-Being: quality aspects

- Reference questionnaire (importance of wording, order of questions etc)
- Importance of cognitive assessment of scales
- Proxies not allowed: specific weights (if needed)
- All this and more to be analysed as part of the data validation process



The Quality of society and individual Quality of life?

- The framework is intended to measure QoL of **individuals**
- However, **some** indicators are available **only** at the **aggregated** level (AIC, PM10, HLY)
- To some extent **Dimension 7 (Governance and basic rights)** refers to the **Quality of society**
- **Another dashboard** produced by Eurostat (**SDI**) focuses more on the **macro** level



The Quality of society and individual Quality of life?

- Some **overlaps** between the sustainability and the quality of life agenda
- In the **QoL** framework, **Governance and basic rights** (Quality of society) is **1 dimension out of 9**
- In the **SDI** framework, **Social inclusion** (distributional aspects) is **1 dimension out of 10**
- Another dimension is called **Good governance**



Conclusions

- Quality of life agenda is well established at EU level
- Important steps to follow are the dissemination of data from the Ad-Hoc module and the selection of headline indicators
- Some overlaps between the sustainability and the quality of life agenda



Thank you for your attention!
Questions? Comments? Suggestions?

Aurelia-Georgiana.IVAN@ec.europa.eu

http://epp.eurostat.ec.europa.eu/portal/page/portal/gdp_and_beyond/quality_of_life/context